

The grid consists of 12 columns and 12 rows of boxes. The first column contains 12 boxes, each with three horizontal lines. The remaining 11 columns contain boxes with varying numbers of horizontal lines (1, 2, 3, 4, 5, 6, 7, 8, 9, 10, 11) in a staircase pattern. The grid is overlaid with a light gray background pattern of vertical and horizontal lines.



The image shows a large grid of 12 columns and 20 rows of small squares. The grid is divided into two main sections by a horizontal line. The top section contains 10 columns and 10 rows of squares. The bottom section contains 12 columns and 10 rows of squares. The grid is used for drawing or writing.

The image shows a large grid of 24 vertical columns, each 10 cells high, arranged in two rows of 12 columns. The grid is used for writing or drawing. The top row contains 12 columns, and the bottom row contains 12 columns. The grid is divided into two sections by a horizontal line. The top section has 12 columns, and the bottom section has 12 columns. The grid is used for writing or drawing.

The image shows a grid of 12 vertical columns of boxes. Each column is 10 boxes high. The boxes are arranged in a pattern that tapers from left to right. The first column has 10 boxes, the second has 9, the third has 8, the fourth has 7, the fifth has 6, the sixth has 5, the seventh has 4, the eighth has 3, the ninth has 2, the tenth has 1, the eleventh has 1, and the twelfth has 1. The boxes are arranged in a way that they are staggered, with the top of each column being offset from the one to its left.



The diagram illustrates a tiling problem on a 20x10 grid. On the left, there are 10 rows of grid blocks, each 2 units high and increasing in width from 2 to 20 units. On the right, there are 10 rows of horizontal bars, each 2 units high and decreasing in length from 18 to 2 units. The background of the main grid is shaded in a light gray color.






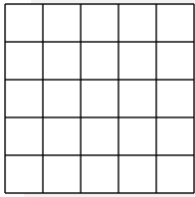









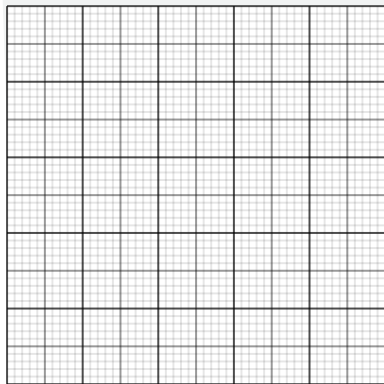

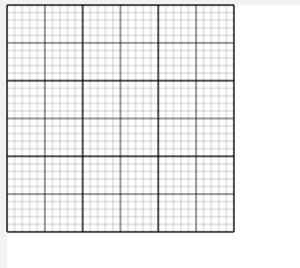
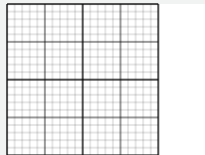
A series of horizontal lines and rectangular boxes of varying lengths and positions, arranged in a descending staircase pattern from top-left to bottom-right. Each box contains three horizontal lines, suggesting a template for text or data entry.

The page contains a grid of horizontal lines for writing. A large, semi-transparent grey watermark with the word 'Tutor' is oriented diagonally from the top-left to the bottom-right, covering a significant portion of the grid. The watermark is composed of a thick vertical bar and a horizontal bar that intersects it.

























Name:

tile-compare Linien und Kästchen mit Hintergrund

06.06.2020
















































Name:

tile-compare Linien und Kästchen mit Hintergrund


06.06.2020














Name:

tile-compare Linien und Kästchen mit Hintergrund

06.06.2020












Name:

tile-compare Linien und Kästchen mit Hintergrund

06.06.2020

















Name:

tile-compare Linien und Kästchen mit Hintergrund

06.06.2020











