

The image shows a 12x12 grid of boxes. The first column consists of 12 boxes, each containing three horizontal lines. The second column has 11 boxes with one horizontal line, followed by one empty box. The third column has 10 boxes with two horizontal lines, followed by two empty boxes. The fourth column has 9 boxes with three horizontal lines, followed by three empty boxes. The fifth column has 8 boxes with four horizontal lines, followed by four empty boxes. The sixth column has 7 boxes with five horizontal lines, followed by five empty boxes. The seventh column has 6 boxes with six horizontal lines, followed by six empty boxes. The eighth column has 5 boxes with seven horizontal lines, followed by seven empty boxes. The ninth column has 4 boxes with eight horizontal lines, followed by eight empty boxes. The tenth column has 3 boxes with nine horizontal lines, followed by nine empty boxes. The eleventh column has 2 boxes with ten horizontal lines, followed by ten empty boxes. The twelfth column consists of 12 empty boxes.

The image shows a large grid of small squares, organized into 12 vertical columns and 20 horizontal rows. The grid is intended for drawing or writing. On the left side of the page, there are two circular punch holes and a horizontal line, suggesting it is part of a binder or folder. The grid is set against a light gray background.

The image shows a large grid of 24 vertical columns, each 20 rows high. The columns are arranged in two rows of 12 columns each. The grid is used for drawing or writing. The columns are separated by thin vertical lines, and each cell within a column is a small square. The grid is set against a light gray background.

The image shows a grid of 12 vertical columns of boxes. Each column is 10 boxes high. The boxes are arranged in a staircase pattern from left to right, with the first column being the tallest and the last being the shortest. The first column has 10 boxes, the second has 9, the third has 8, the fourth has 7, the fifth has 6, the sixth has 5, the seventh has 4, the eighth has 3, the ninth has 2, the tenth has 1, the eleventh has 0, and the twelfth has 0. The boxes are arranged in a staircase pattern from left to right, with the first column being the tallest and the last being the shortest.


The diagram consists of a top row of 20 empty cells. Below this, there are 10 horizontal bars, each composed of 10 small squares. The bars are positioned at increasing offsets from the left edge of the top row, creating a staircase effect. On the left side, there are 10 grid blocks, each consisting of a 2x2 grid of larger squares. The width of these grid blocks increases from left to right, starting with a 2x2 grid and ending with a 2x20 grid. The horizontal bars are positioned such that they appear to be composed of the grid blocks on the left, illustrating a tiling or comparison process.

A large graphic area containing a series of horizontal lines and rectangular boxes of varying lengths and positions. The boxes are arranged in a staggered, descending pattern from top-left to bottom-right. Each box is a simple rectangle with a thin black border. The background of the entire page is white, with a light gray vertical bar on the right side.






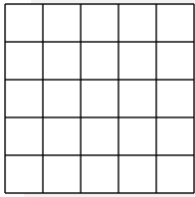
The page contains a grid of horizontal lines for writing. A large, semi-transparent grey watermark with the word 'Tutor' is oriented diagonally from the top-left to the bottom-right, covering the central portion of the grid. The watermark is composed of thick, solid grey strokes.








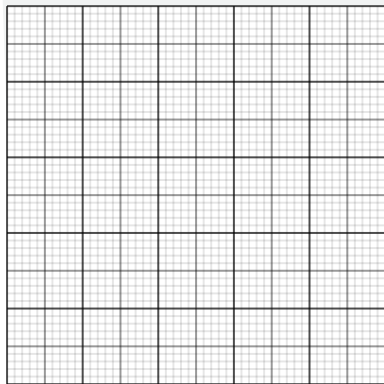

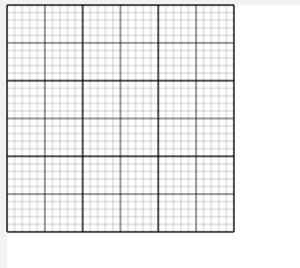
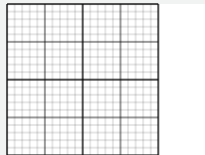
A writing area consisting of 16 horizontal lines. The top line is a thick grey bar, and the bottom line is a thin grey bar. The area between them contains 14 evenly spaced horizontal lines.



A grid area consisting of a large rectangle filled with small squares. The grid is 20 columns wide and 30 rows high. The top row and bottom row are shaded grey, while the middle 28 rows are white with black grid lines.







Name:


tile-compare Linien und Kästchen mit Hintergrund


06.06.2020

Name:

tile-compare Linien und Kästchen mit Hintergrund

06.06.2020





Name:

tile-compare Linien und Kästchen mit Hintergrund

06.06.2020

Name:

tile-compare Linien und Kästchen mit Hintergrund

06.06.2020

Name:

tile-compare Linien und Kästchen mit Hintergrund

06.06.2020

