

 **Hinweis**

Mache einen Haken, wenn du alle Aufgaben eines Lernpakets gelöst hast und lasse dir von deiner Fachlehrerin oder deinem Fachlehrer mit einem Stempel bestätigen, dass alles erledigt ist.

**Zeige einer Lehrperson dafür auch deinen Fortschritt in der Lernplattform *mebis*:**



CHECKLISTE  
Dein Fortschritt Unit 3



## Teilziele: My home


<b>My home</b>	Ich kann mein Zimmer und andere Räume im Haus beschreiben.	
<b>Our house</b>	Ich kann ein Haus und dessen Zimmer beschreiben.	
<b>Your home</b>		
<b>Food and drinks</b>	Ich kann Speisen und Getränke auf Englisch anbieten und darum bitten. Ich außerdem ein einfaches Rezept verstehen.	
<b>Food and you</b>	Ich kann beschreiben, was ich esse und trinke. Außerdem kann ich das Angebot in einer Schulkantine beschreiben.	
<b>Giving a short talk</b>	Ich kann eine kurze Präsentation über mein Zuhause halten.	
<b>Your Check Unit 3</b>		

 **Info**

Damit Du alle Aufgaben in *mebis* machen kannst, brauchst Du Deinen **Benutzernamen** und Dein **Passwort** für die **ByCS**.

 **Wie du den QR-Code scannen kannst**

Öffne die Kamera-App auf deinem **iPad** und scanne den Code damit. **Viel Erfolg!**

 **mebis**

So heißt unsere Lernplattform. Hier machst du Übungen und gibst Aufgaben ab. Auch Bewertungen und Feedback bekommst du über *mebis*.

*mebis* ist ein Produkt der *BayernCloud Schule*.



**ByCS**



**mebis**

## Stempelkarte: My home

Aufgabe 1	Aufgabe 2	Aufgabe 3	Aufgabe 4	Aufgabe 5	Aufgabe 6
Aufgabe 7	Aufgabe 2	Aufgabe 8	Aufgabe 9	Aufgabe 10	Aufgabe 11
Aufgabe 12	Aufgabe 13	Aufgabe 14	Aufgabe 15	Aufgabe 16	Aufgabe 17
Aufgabe 18	Aufgabe 19	Aufgabe 20	Aufgabe 21	Aufgabe 22	Aufgabe 23
Aufgabe 24	Aufgabe 25	Aufgabe 26	Aufgabe 27	Aufgabe 28	Aufgabe 29
Aufgabe 30	Aufgabe 31	Aufgabe 32	Aufgabe 33	Aufgabe 34	Aufgabe 35
Aufgabe 36	Aufgabe 37	Aufgabe 38	Aufgabe 39	Aufgabe 40	Aufgabe 41
Aufgabe 42	Aufgabe 43	Aufgabe 44	Aufgabe 45	Aufgabe 46	Aufgabe 47
Aufgabe 48	Aufgabe 49	Aufgabe 50	Aufgabe 51	Aufgabe 52	Aufgabe 53
Aufgabe 54	Aufgabe 55	Aufgabe 56	Aufgabe 57	Aufgabe 58	Aufgabe 59
Aufgabe 60	Aufgabe 61 <b>Skills Test Unit 3</b>				

① **Things in a room**

Do SB p46/ 1. Look at the three rooms. In which room or rooms can you see the things in the box?

- bed • books • chair • clothes • computer •
- picture • photos • poster • TV

Picture A

Picture B

Picture C

**Which things aren't in the rooms?**


② **Kinga's room** SB p46/ 2

Listen. Which room is Kinga's room? What are her favourite things in her room?

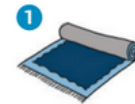


\_\_\_\_\_

\_\_\_\_\_

**Look at the pictures** of things in a room. Write 1-8. **Listen again** and tick (✓) the things in Kinga's room.

Which things in the list aren't in the photo?


carpet



chest of drawers



cupboard



curtains



lamp



shelf



table



wardrobe

**Vocabulary**

Schreibe alle Vokabeln von Seite 204 (room) bis 205 (share) in dein Vokabelheft ab.

③ **Milek's room** Milek is Kinga's brother. What things can you see in his



bed • chair • curtains • desk  
 • lamp • poster • TV • ward-robe • window

---



---



---

④ **Find five wrong things in the text.**

H5P  
 GA5 U3 WB Mileks room - Find the mistakes ★

⑤ **Write the correct sentences.**

- 1 Milek's room is  and  .
- 2 There's a  .
- 3 He has a  .
- 4 There are  .
- 5  .

⑥ **Find five wrong things in the text.**

H5P  
 GA5 U3 WP Things in a room ★


⑦ **Find five wrong things in the text.**

AUFGABE  
 Describe this room - Voice recording ★



  **Joe's room**

Watch the video. Make a list of Joe's favourite things.




Choose a partner and check.

Watch the video again. Choose the right words.


- 1 Joe's favourite lesson is .
- 2 Joe's sister is .
- 3 Joe is good at .
- 4 Joe likes .
- 5 Joe's favourite thing in the world is his .

I have a small / big / nice / ... room.  
 I share a room with my sister / ...  
 There's a red carpet / a big window / ...  
 There are lots of posters / blue curtains / ...  
 My favourite thing is my bed /  
 my guinea pig / ...  
 My favourite things are my  
 computer games / my fish / ...

  **Tell about your room. Make a voice recording.**



**AUFGABE**  
Tell about your room. Make a voice recording. ★



**Notes**

---



---



---



---

**Selbstcheck: My home**

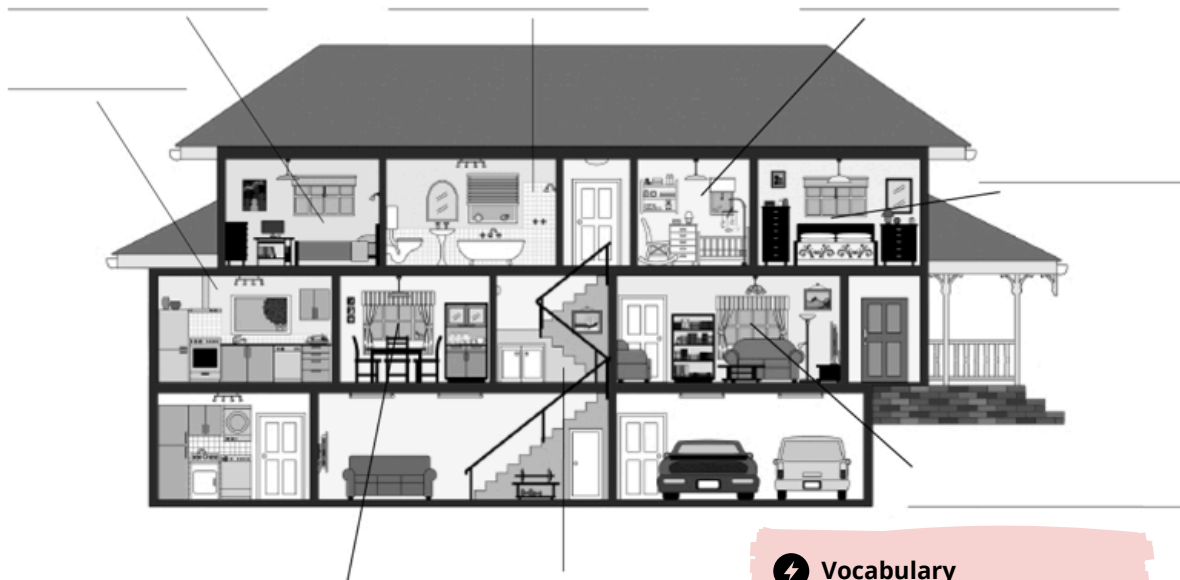
Gib dir für jede abgeschlossene Aufgabe einen Haken.

Aufgabe 1	Aufgabe 2	Aufgabe 3	Aufgabe 4	Aufgabe 5	Aufgabe 6
Aufgabe 7	Aufgabe 8	Aufgabe 9			

## Our house

10 Find the words and match them with the rooms in this house.

netchki • gniliv moor • lahl • redboom (3x) • robomath • gindin moro



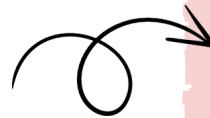
### ⚡ Vocabulary

Schreibe alle Vokabeln von Seite 205 (noise) bis 205 (burglar) in dein Vokabelheft ab.

11 Read the text **Our house** on **SB p. 48/49**



Choose a title for the story.

- A quiet afternoon at Kinga's house
- A horrible time at Kinga's house
- Noises in Kinga's house



12 True or false? Are the sentences true (T), false (F) or not in the text (NiT)?

	T	F	NiT
1) Jalen lives in a house.	<input type="radio"/>	<input type="radio"/>	<input type="radio"/>
2) Kinga's family isn't at home.	<input type="radio"/>	<input type="radio"/>	<input type="radio"/>
3) he friends watch the Simpsons.	<input type="radio"/>	<input type="radio"/>	<input type="radio"/>
4) The kitchen door is open.	<input type="radio"/>	<input type="radio"/>	<input type="radio"/>
5) Kinga doesn't close the door.	<input type="radio"/>	<input type="radio"/>	<input type="radio"/>
6) Kinga isn't happy.	<input type="radio"/>	<input type="radio"/>	<input type="radio"/>
7) Kinga's room isn't tidy.	<input type="radio"/>	<input type="radio"/>	<input type="radio"/>
8) There's a noise in one of the bedrooms	<input type="radio"/>	<input type="radio"/>	<input type="radio"/>



 Read the text again (SB p. 48–49). **Put the sentences in the right order.**  
*Bringe die Sätze in die richtige Reihenfolge. (1-10)*

- They look in the kitchen.
- They sit in the living room and watch TV.
- They go upstairs.
- They check under the table in the dining room.
- They go into Kinga’s room.
- They hear a noise.
- They check Kinga’s mum and dad’s bedroom.
- They look into Milek’s room and the bathroom.
- They hear the noise again.
- They run downstairs and into the kitchen.



Quelle: Go Ahead 5, Cornelsen, 2018




 Read the text **Our house on SB p. 48/49** again.

The children don’t go into one of the rooms. Which room?

 **Englisch-Werkstatt**

Gehe in die Englisch-Werkstatt und wähle eine Partnerin/einen Partner für folgende Übung.

Look at **SB p. 126**. Tell your partner what happens. Partner B: Look at **SB p. 131**.

**Tell your partner what happens then and write it in the following lines.**

---

---

---

---

---

---

---

---

---

---

15 Answer questions on the text.



TEST  
GA5 U3 T1 Our house (Reading Comprehension) ★



16 What can you see?

Look at the rooms. Is there somebody or something in the house? Write sentences.



I think there's (a) ... in the ...

I can see (a) ... (and a ...) in the ...

Nobody is in the ...

---



---



---



---

## Selbstcheck: Our house

Gib dir für jede abgeschlossene Aufgabe einen Haken.

Aufgabe 10

Aufgabe 11

Aufgabe 12

Aufgabe 13

Aufgabe 14

Aufgabe 15

Aufgabe 16

# Your home

## Entscheidungsfragen mit Do und Does

### 17 A project about homes

Read the questions and Jalen's answers on SB p. 50. Then correct the notes on the right.



You can listen to the text too.

*Jalen lives in a flat with six rooms and a garden. His neighbours are noisy. Jalen and his dad tidy the flat.*

### 18 Do a partner interview Make a voice recording of your interview.



#### Englisch-Werkstatt.

Gehe in die Englisch-Werkstatt und wähle eine Partnerin/einen Partner für folgende Übung.

Does your home have ...?

a dining room • white walls •  
two bathrooms • a shower •  
a swimming pool

Yes, it does. /  
No, it doesn't.



#### AUFGABE


Do a partner interview and make a voice recording. ★



### 19 Copy and complete with do, does, don't or doesn't.

Look at SB p.168 and read about "Entscheidungsfragen mit do und does".

Simple present questions ?	Short answers ✓	Short answers ✗
<input type="text"/> + I / you / we / they + verb	Yes, I / you / we / they <input type="text"/>	No, I / you / we / they <input type="text"/>
<input type="text"/> + he / she / it + verb	Yes, he / she / it <input type="text"/>	No, he / she / it <input type="text"/>

20  **Do or does** Fill in the gaps with *do* or *does* and write short answers.



H5P

GA5 U3 Intro1 Your questions for Kinga ★




21  **Complete the questions and the short answers.**



H5P

GA5 U3 Intro 1 Jalen's dad's new home ★



22  **Jalen's questions for Li**  
Put Jalen's questions in the right order.  
Start with the question word.

Fragewörter stehen immer am Satzanfang.  
Vergleiche:

**What** rooms do you have?

Do you have a dining room?

do — ? — **Where** — you — live

dream — your — people — many — ? — do — in — you — **How** — home — see

your — dream — many — does — **How** — rooms — have — ? — home

your — you — in — have — things — do — **What** — ? — room

the — walls — **What** — do — have — colour — ?

home — does — thing — important — have — **What** — ? — dream — your

things — you — your — room — in — **What** — ? — have — do

up — do — the — **When** — morning — get — you — in — ?

### ⚡ Vocabulary

Schreibe alle Vokabeln von Seite 206 (*project*) bis 206 (*dream*) in dein Vokabelheft ab.

Listen!



### 🔊 23 Li's dream home

Listen. Complete the sentences about Li's dream home for 7MT's project.

1. She lives in a .
2. There are  people in Li's dream home.
3. It has  rooms.
4. Li's room has ,  and .
5. The walls are  or .
6. Li's important thing is a  room.

### 🔊 24 Write the right question words.

when • where • what • why • who

+

do • does

1.  you talk to on your phone? - I talk to my dad.
2.  your dad live? - He lives in New York City.
3.  your dad live in New York City? - He and my mum are divorced.
4.  your dream apartment have? - It has a swimming pool for me!
5.  you go to bed? - At about 9:30.

## Selbstcheck: Your home

Gib dir für jede abgeschlossene Aufgabe einen Haken.

Aufgabe 17

Aufgabe 18

Aufgabe 18

Aufgabe 19

Aufgabe 20

Aufgabe 21

Aufgabe 22

Aufgabe 23

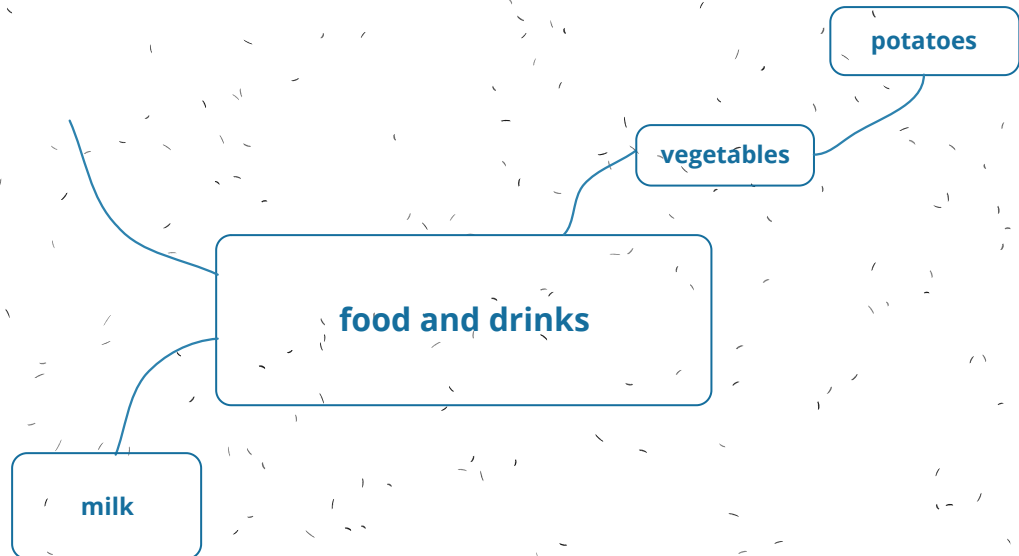
Aufgabe 24

## Food and drinks

Ich kann Speisen und Getränke anbieten und höflich darum bitten.

### 25 „Food and drinks“ words

Make a word web about food and drinks. You can use words from pages 52 and 53.  
Erstelle ein Wortfeld mit dem Wortschatz von Seite 52 und 53.



### 26 Listen and complete the sentences.

1 At Kinga's house it's time to eat .

2 Li doesn't want .

3 Kinga doesn't want .

4  is really hungry.

5 Mrs Pozniak isn't .



### 27 Listen again. Match the people with the right food.

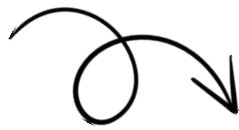
- |               |   |
|---------------|---|
| Li ●          | ○ chicken and salad                           |
| Kinga ●       | ○ pasta and vegetables                        |
| Milek ●       | ○ chicken, potatoes, pasta, vegetables, salad |
| Mrs Pozniak ● | ○ pasta, vegetables and salad                 |
| ●             | ○ chicken, potatoes and salad                 |



28 **Time to eat**

Listen and answer the question: What time is it?

- breakfast time       lunch time       dinner time



29 **Listen again and tick the correct boxes.** Which food and drink words do you hear?

Write the names of the food and drinks under the pictures.





















30 **Offer and ask for food and drinks.** Make a voice recording.



**Englisch-Werkstatt**

Gehe in die Englisch-Werkstatt und wähle eine Partnerin/einen Partner für folgende Übung.



**AUFGABE**


Look at the breakfast table. Offer the others food and drinks. Make a voice recording. ★




**Vocabulary**

Schreibe alle Vokabeln von Seite 206 (*drink*) bis 207 (*minute*) in dein Vokabelheft ab.



31  **SB p. 53 / 3** Read the recipe and look at the pictures.

**Write a shopping list.**



**Shopping List**

---



---



---

32 **Time for tea and biscuits** Watch the video and put a - h in the right order.

*Anna says what homework they have. (1-7)*

- Paul goes home.
- They look at Tom's room.
- They talk about football.
- Tom comes home.
- They drink tea and eat biscuits.
- Tom helps the girls with maths.
- Sarah plays some music on the radio.



Sarah  
Paul  
Anna

**Notizen**

---



---



---



---

**Selbstcheck: Food and drinks**

Gib dir für jede abgeschlossene Aufgabe einen Haken.

Aufgabe 25	Aufgabe 26	Aufgabe 27	Aufgabe 28	Aufgabe 29	Aufgabe 30
Aufgabe 31	Aufgabe 32				

# Food and you

Ich kann beschreiben, was ich esse und trinke.

33 **SB p. 54** Read the conversation. When does Li eat meat?

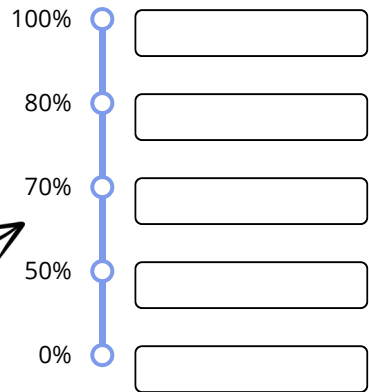


\_\_\_\_\_

\_\_\_\_\_

\_\_\_\_\_

often • always • never • sometimes • usually



34 Put the sentences in the correct order.

dinner — usually — meat — have — for — **We** — .

\_\_\_\_\_

for — . — meat — usually — **I** — eat — lunch

\_\_\_\_\_

buy — often — food — **I** — vegetarian — .

\_\_\_\_\_

. — breakfast — meat — eat — for — **I**

\_\_\_\_\_

always — **I** — . — cornflakes — eat

\_\_\_\_\_

Look at SB p.171 and read about *Adverbs of Frequency*.

35 **Always and never** - Tell your partner what you always and never eat.

**Englisch-Werkstatt**  
 Gehe in die Englisch-Werkstatt und wähle eine Partnerin/einen Partner für folgende Übung.

I always eat ... for breakfast / lunch / dinner. I never eat ...

**AUFGABE**  
 Tell your partner what you always and never eat. Make a voice recording. ★

36  Put the sentences in the correct order.



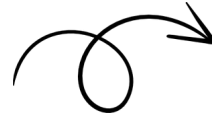
H5P

GA5 U3 Intro2 - Adverbs of Frequency ★



37   How often do you drink cola?

Choose the right word in **SB p.54/3**. Then listen and check.



Choose the correct adverb of frequency and check your answers in 37 .



H5P

GA5 U3 Intro2 - How often do you drink cola? ★




### Vocabulary

Schreibe alle Vokabeln von Seite 207 (*often*)

bis 208 (*those*) in dein Vokabelheft ab.

Übertrage auch den gelben Kasten zu *this / that / these / those*.

38  In Li's family. Put Li's sentences in the right order and put in the right adverb.

weekend — at — my — make — the — I — sometimes — with — dinner — dad

never — . — eat — I — potatoes

have — a — often — dinner — . — **We** — in — restaurant

small — dad — buy — mum — . — **My** — usually — food — and — shops — in

. — always — weekend — eats — the — with — at — **My** — grandma — us

crab — **We** — . — often — eat

🔊🗣️ 39 We often need words like *always, never, usually*. But **do you know where they go** in a sentence?



**TEST**  
🔗 [Test - Adverbs of frequency](#) ★



🔊🗣️👂👉 40 **Is it good for you?** Read the list and then listen to what Kings thinks is very important.

👍👍👍	👎👎👎
1. different food	6. very big meals
2. a lot of water	7. meat every day
3. fresh fruit and vegetables	8. lots of biscuits and chips
4. lots of fish	9. drinks like cola every day
5. dinner together with your family	10. TV when you eat



Write the number:




---



---



---



---

**➔ Englisch-Werkstatt**  
Gehe in die Englisch-Werkstatt und wähle eine Partnerin/einen Partner für folgende Übung.

🔊🗣️👤👤 41 **Talk with a partner about the list.**  
Make a voice recording.

I (sometimes/often) eat ... /  
I don't eat ... I think people should ...  
... is/are good/bad for you.

Room for notes:

---



---




---




---



---




**AUFGABE**  
[Talk to a partner what food is good for you. Make a voice recording.](#) ★





### there is / there isn't / there are / there aren't

42  Fill in the gaps.


Look at SB p.172 and read about *there is / there are / there isn't / there aren't*.






**H5P**  
 GA5 U3 Intro 2: Lunch break in the canteen ★




43  Find an highlight all forms of there is.


**H5P**  
 GA5 U3 Intro 2: Eggy school canteen. ★




**Englisch-Werkstatt**  
 Gehe in die Englisch-Werkstatt und wähle eine Partnerin/einen Partner für folgende Übung.

44  What's for lunch? Talk with a partner about your school canteen's lunch.

Scan this link to find this week's menu.



There's a ... / There isn't a ...  
 There are ... / There aren't any ...

Is there a sandwich / burger / cake / pizza?  
 Are there any chips / vegetables?  
 Is there a meal with pasta? I'd like ...

Room for notes:

---





---



---

Make a voice recording.


**AUFGABE**  
 There is... / There are. Make a voice recording. ★



45 **What's this?**

Help an English visitor at your school canteen. Say what the food is in English.

Look at LF13 SB p.172 and read about *this / that / these / those*.

What's that / ...? / What are those / ...?

This is a ... / That's a ...  
These are ... / Those are ...




Abb. 1



Abb. 2




Abb. 3



Abb. 4




Abb. 5



Abb. 6

46 **What's that?**

When do you use the words this, that, these and those?  
Fill in the table.

TEST  
 ☞ Test -this, that, these, those ★

## Selbstcheck: Food and you

Gib dir für jede abgeschlossene Aufgabe einen Haken.

Aufgabe 33	Aufgabe 34	Aufgabe 35	Aufgabe 36	Aufgabe 37	Aufgabe 38
Aufgabe 39	Aufgabe 40	Aufgabe 41	Aufgabe 42	Aufgabe 43	Aufgabe 44
Aufgabe 45	Aufgabe 46				



# Giving a short talk

Ich kann eine kurze Präsentation über mein Zuhause halten.

### 47 Phrases for a short talk

Make sentences. Put the words in the right order.

my — about — **I'd** — pet — . — to — favourite — talk — like

[Blank box for sentence construction]

room — about — is — talk — **My** — today — my — .

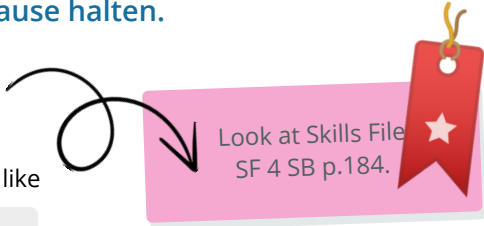
[Blank box for sentence construction]

**Do** — you — questions — any — have — ?

[Blank box for question construction]

there — **I** — things — we — . — do — like — my — together — because — home

[Blank box for sentence construction]





### Vocabulary


Schreibe alle Vokabeln von Seite 208 (*talk*) bis 208 (*to smile*) in dein Vokabelheft ab.

### 48 A talk about a home

Complete this talk with the right words.


**H5P**  
**GA5 U3 Study Skills: A talk about a home** ★
 

Use notes.  
 Don't talk fast.  
 Use pictures.  
 Look at your classmates.  
 Stand still.  
 Speak loudly and clearly.  
 Smile 😊

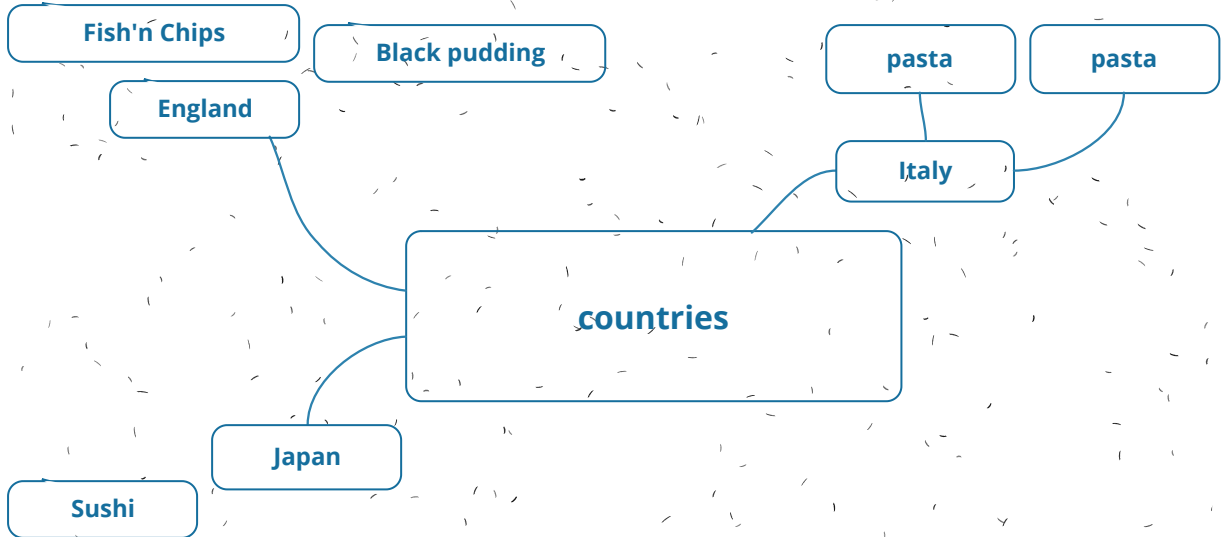
 **Hinweis**  
*But* und *because* sind nützliche Wörter, die du verwenden kannst, um deine Gedanken zu verbinden.



## Food in different countries

🗣️🗂️👤 **49 Countries and typical food**

Make a word web about food in different countries.  
 Erstelle ein Wortfeld zu verschiedenen Ländern und deren Essen.



🗣️🗂️👤 **50 Before you read: Answer the questions.**

- What's your family's favourite food?
- Where does your family buy food?

\_\_\_\_\_

\_\_\_\_\_

\_\_\_\_\_

My favourite food is ...  
 My mum's / dad's / sister's ...  
 We buy our food in the supermarket /  
 in small shops / at the market.  
 Some food comes from our garden.

\_\_\_\_\_

\_\_\_\_\_


**⚡ Vocabulary**  
 Schreibe alle Vokabeln von Seite 208 (country) bis 209 (ice cream) in dein Vokabelheft ab.

🗣️🗂️📄 **51 A week of food**

Read the text „A week of food“ about four families from different countries on **SB p. 58/59**.

**Read and listen along.**  
 Lies und höre gleichzeitig mit.



   **Family meals** - Read again and find out ...

1 what Maya Ukita eats for school lunch.

2 what the Namgay family drinks with meals.

3 what the Bainton family eats for breakfast at the weekend.

4 where the Namguay family eats.

5 what the Ukita family does when they eat.

   **Complete the table with the information from the text.**

family name	family from	people	euros for food	food from	favourite food
	Japan	4	€ ...	supermarket	cake, ...
	Germany	...	...	...	...
Namgay					
			185 (46.25 per person)		

## Selbstcheck: Food in different countries

Gib dir für jede abgeschlossene Aufgabe einen Haken.

Aufgabe 47

Aufgabe 48

Aufgabe 49

Aufgabe 50

Aufgabe 51

Aufgabe 52

Aufgabe 53

## Your Check: Unit 3

### 54 Four food words

Find four new words in the text for food.

1 a food from potatoes: c

2 popular food in Japan: r

3 meat at English breakfast : b

4 a red fruit: t

### 55 Find eight food words in the word snake. Write a list in your exercise book.

tiptomatoessockscornflakestamosaladainmeatpizmabreadapegvegetablesancheesenoschocolate

<input type="text"/>	<input type="text"/>	<input type="text"/>
<input type="text"/>	<input type="text"/>	<input type="text"/>
<input type="text"/>	<input type="text"/>	

### 56 Odd one out



H5P

GA5 U3 Check your vocabulary - Odd one out ★



**57** Write the questions for Kinga's answers.

1 We usually eat breakfast in the kitchen.

2 Yes, it does. Our kitchen has a big TV.

3 Yes, they do. My mum and dad always eat breakfast with me.

4 I usually eat toast for breakfast.

5 Yes, I do. I really like milk.

6 I go to school at half past eight.

**Englisch-Werkstatt**  
Gehe in die Englisch-Werkstatt und wähle eine Partnerin/einen Partner für folgende Übung.

**58** You're at a friend's house for dinner. Practise the dialogue with a partner.  
Then write it and make a voice recording.

---

---

---

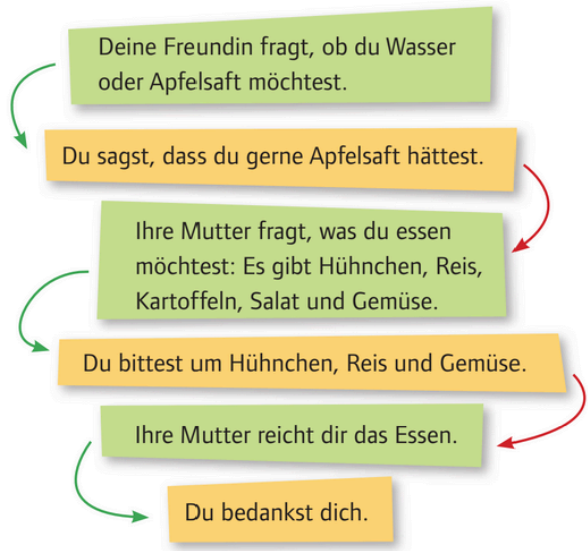
---

---


---

---


---



59   Read the website and then write your answer.



Your mum makes your favourite meal. What would you like?

 I'd like pasta with vegetables and salad. I never eat meat or fish because my family is vegetarian. I'd like chocolate cake too. I really like cake! I'd like water with my meal – I always drink water with dinner.

Sam001

---



---



---



---






---



---

60   FEEDBACK  
Selbsteinschätzung Unit 3



61   TEST  
Skills Test Unit 3

**Test freischalten**  
Zum Skills Test gelangst Du erst, nachdem Du die Selbsteinschätzung ausgefüllt hast.

**Geschafft?**  
Alles erledigt? Hast du auch mit den Lösungen verglichen? Gehe nun mit deinem Lernpaket zu einer Englisch-Lehrerin oder einem Englisch-Lehrer und lasse dir bestätigen, dass Du weiterarbeiten darfst.

## Selbstcheck: Your Check Unit 3

Gib dir für jede abgeschlossene Aufgabe einen Haken.

Aufgabe 54	Aufgabe 55	Aufgabe 56	Aufgabe 57	Aufgabe 58	Aufgabe 59
Aufgabe 60	Aufgabe 61 Skills Test Unit 3				

