



① Welche Brüche werden angegeben?

● / 6

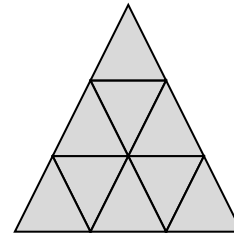

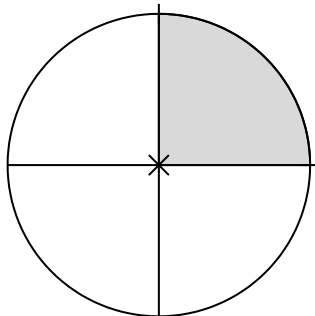

a)



b)



c)

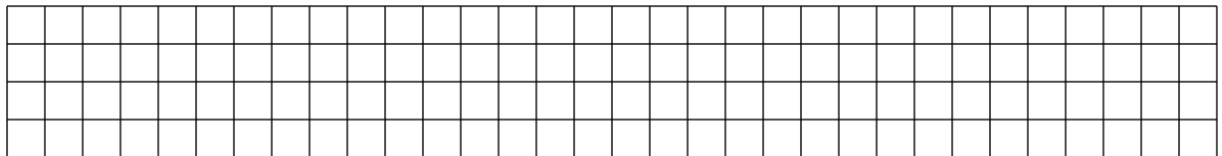
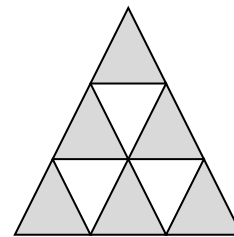


② Stelle die folgenden Brüche mit unterschiedlichen Figuren zeichnerisch dar.

● / 4

a)  $\frac{2}{3}$

b)  $\frac{5}{7}$



③ Wandle die jeweiligen Brüche in einen unechten Bruch oder in die gemischte Schreibweise um.

● / 6

a)  $\frac{12}{5} =$

b)  $3\frac{7}{12} =$

④ Setze das entsprechende Zeichen <, > oder = ein.

● / 4

a)  $\frac{4}{5}$   $\frac{2}{5}$

b)  $\frac{7}{12}$   $\frac{3}{4}$

c)  $\frac{1}{5}$   $\frac{1}{3}$

d)  $\frac{3}{6}$   $\frac{1}{2}$

⑤ Ordne die folgenden Brüche der Größe nach. Beginne mit dem kleinsten Bruch.

● / 6

a)  $\frac{3}{5}; \frac{1}{5}; \frac{4}{5}; \frac{2}{5}$

b)  $\frac{1}{2}; \frac{1}{4}; \frac{5}{6}; \frac{2}{3}$

