
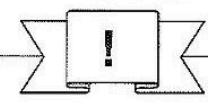


Station






Ausmalen von Bruchteilen


Übertrage die Flächen in dein Heft und male dann den angegebenen Bruchteil der Fläche aus.

A




$\frac{1}{3}$

B




$\frac{3}{5}$

C




$\frac{3}{4}$

D




$\frac{5}{8}$

E




$\frac{1}{6}$

F




$\frac{5}{7}$

G




$\frac{7}{9}$

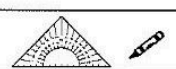
H




$\frac{1}{2}$



Station





Bruchteile von Größen

Rechnet jede Aufgabe im Kopf. Verbindet die Aufgabe mit der zugehörigen Lösung. Aus den Kennbuchstaben der richtigen Antworten ergeben sich Lösungswörter.

A $\frac{1}{7}$ von $350 \text{ m}^2 =$

B $\frac{9}{14}$ von $182 \text{ t} =$

C $\frac{2}{9}$ von $360 \text{ €} =$

D $\frac{3}{5}$ von $125 \text{ cm} =$

- 60 m² MI
- 70 m² RE
- 50 m² HO
- 117 t RO
- 118 t NI
- 119 t VI
- 75 € GO
- 80 € SK
- 90 € SI
- 65 cm LF
- 70 cm ON
- 75 cm OP

E $\frac{4}{9}$ von $81 \text{ km} =$

F $\frac{5}{6}$ von $720 \text{ t} =$

G $\frac{4}{19}$ von $266 \text{ m} =$

H $\frac{3}{5}$ von $10 \text{ dm} =$

Lösungswort:

A

B

C

D

Lösungswort:

E

F

G

H

