





Station








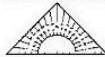



Schriftliche Division


Dividiere schriftlich. Die Kennbuchstaben bei den richtigen Lösungen ergeben ein Lösungswort.

<p>A 1 4 2 2 : 1 8 =</p> <div style="border: 1px solid black; width: 100px; height: 100px; margin: 5px;"></div> <div style="display: flex; flex-direction: column; gap: 5px;"> K 79 S 89 T 69 </div>	<p>B 1 9 6 1 : 5 3 =</p> <div style="border: 1px solid black; width: 100px; height: 100px; margin: 5px;"></div> <div style="display: flex; flex-direction: column; gap: 5px;"> T 27 H 36 O 37 </div>	<p>C 4 7 8 8 : 8 4 =</p> <div style="border: 1px solid black; width: 100px; height: 100px; margin: 5px;"></div> <div style="display: flex; flex-direction: column; gap: 5px;"> O 67 C 57 A 77 </div>																
<p>D 3 1 0 4 : 3 2 =</p> <div style="border: 1px solid black; width: 100px; height: 100px; margin: 5px;"></div> <div style="display: flex; flex-direction: column; gap: 5px;"> P 99 M 89 H 97 </div>	<p>E 2 1 3 3 : 2 7 =</p> <div style="border: 1px solid black; width: 100px; height: 100px; margin: 5px;"></div> <div style="display: flex; flex-direction: column; gap: 5px;"> A 69 B 79 P 89 </div>	<p>F 2 2 0 4 : 7 6 =</p> <div style="border: 1px solid black; width: 100px; height: 100px; margin: 5px;"></div> <div style="display: flex; flex-direction: column; gap: 5px;"> U 29 E 39 N 49 </div>																
<p>G 2 3 9 4 : 3 8 =</p> <div style="border: 1px solid black; width: 100px; height: 100px; margin: 5px;"></div> <div style="display: flex; flex-direction: column; gap: 5px;"> D 73 E 68 C 63 </div>	<p>H 2 9 5 8 : 5 1 =</p> <div style="border: 1px solid black; width: 100px; height: 100px; margin: 5px;"></div> <div style="display: flex; flex-direction: column; gap: 5px;"> H 58 R 48 E 68 </div>	<p style="text-align: center;">Lösungswort:</p> <table style="width: 100%; border-collapse: collapse;"> <tr> <th style="padding: 2px 5px;">A</th> <th style="padding: 2px 5px;">B</th> <th style="padding: 2px 5px;">C</th> <th style="padding: 2px 5px;">D</th> <th style="padding: 2px 5px;">E</th> <th style="padding: 2px 5px;">F</th> <th style="padding: 2px 5px;">G</th> <th style="padding: 2px 5px;">H</th> </tr> <tr> <td style="border: 1px solid black; width: 30px; height: 20px;"></td> <td style="border: 1px solid black; width: 30px; height: 20px;"></td> <td style="border: 1px solid black; width: 30px; height: 20px;"></td> <td style="border: 1px solid black; width: 30px; height: 20px;"></td> <td style="border: 1px solid black; width: 30px; height: 20px;"></td> <td style="border: 1px solid black; width: 30px; height: 20px;"></td> <td style="border: 1px solid black; width: 30px; height: 20px;"></td> <td style="border: 1px solid black; width: 30px; height: 20px;"></td> </tr> </table>	A	B	C	D	E	F	G	H								
A	B	C	D	E	F	G	H											



Station



Spiegeln im Gitternetz

Spiegele das Bild an der gekennzeichneten Achse. Anschließend kannst du dein Bild farbig ausmalen.

