





Station








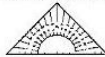



Schriftliche Division


Dividiere schriftlich. Die Kennbuchstaben bei den richtigen Lösungen ergeben ein Lösungswort.

A 1 4 2 2 : 1 8 = <input type="text"/> <input type="text"/> <div style="border: 1px solid black; width: 100px; height: 100px; margin: 5px;"></div> <div style="display: flex; flex-direction: column; align-items: center;"> <div style="margin-bottom: 5px;">K 79</div> <div style="margin-bottom: 5px;">S 89</div> <div style="margin-bottom: 5px;">T 69</div> </div>	B 1 9 6 1 : 5 3 = <input type="text"/> <input type="text"/> <div style="border: 1px solid black; width: 100px; height: 100px; margin: 5px;"></div> <div style="display: flex; flex-direction: column; align-items: center;"> <div style="margin-bottom: 5px;">T 27</div> <div style="margin-bottom: 5px;">H 36</div> <div style="margin-bottom: 5px;">O 37</div> </div>	C 4 7 8 8 : 8 4 = <input type="text"/> <input type="text"/> <div style="border: 1px solid black; width: 100px; height: 100px; margin: 5px;"></div> <div style="display: flex; flex-direction: column; align-items: center;"> <div style="margin-bottom: 5px;">O 67</div> <div style="margin-bottom: 5px;">C 57</div> <div style="margin-bottom: 5px;">A 77</div> </div>																
D 3 1 0 4 : 3 2 = <input type="text"/> <input type="text"/> <div style="border: 1px solid black; width: 100px; height: 100px; margin: 5px;"></div> <div style="display: flex; flex-direction: column; align-items: center;"> <div style="margin-bottom: 5px;">P 99</div> <div style="margin-bottom: 5px;">M 89</div> <div style="margin-bottom: 5px;">H 97</div> </div>	E 2 1 3 3 : 2 7 = <input type="text"/> <input type="text"/> <div style="border: 1px solid black; width: 100px; height: 100px; margin: 5px;"></div> <div style="display: flex; flex-direction: column; align-items: center;"> <div style="margin-bottom: 5px;">A 69</div> <div style="margin-bottom: 5px;">B 79</div> <div style="margin-bottom: 5px;">P 89</div> </div>	F 2 2 0 4 : 7 6 = <input type="text"/> <input type="text"/> <div style="border: 1px solid black; width: 100px; height: 100px; margin: 5px;"></div> <div style="display: flex; flex-direction: column; align-items: center;"> <div style="margin-bottom: 5px;">U 29</div> <div style="margin-bottom: 5px;">E 39</div> <div style="margin-bottom: 5px;">N 49</div> </div>																
G 2 3 9 4 : 3 8 = <input type="text"/> <input type="text"/> <div style="border: 1px solid black; width: 100px; height: 100px; margin: 5px;"></div> <div style="display: flex; flex-direction: column; align-items: center;"> <div style="margin-bottom: 5px;">D 73</div> <div style="margin-bottom: 5px;">E 68</div> <div style="margin-bottom: 5px;">C 63</div> </div>	H 2 9 5 8 : 5 1 = <input type="text"/> <input type="text"/> <div style="border: 1px solid black; width: 100px; height: 100px; margin: 5px;"></div> <div style="display: flex; flex-direction: column; align-items: center;"> <div style="margin-bottom: 5px;">H 58</div> <div style="margin-bottom: 5px;">R 48</div> <div style="margin-bottom: 5px;">E 68</div> </div>	<p style="text-align: center; font-weight: bold;">Lösungswort:</p> <table style="width: 100%; text-align: center;"> <tr> <td style="background-color: black; color: white; padding: 2px;">A</td> <td style="background-color: black; color: white; padding: 2px;">B</td> <td style="background-color: black; color: white; padding: 2px;">C</td> <td style="background-color: black; color: white; padding: 2px;">D</td> <td style="background-color: black; color: white; padding: 2px;">E</td> <td style="background-color: black; color: white; padding: 2px;">F</td> <td style="background-color: black; color: white; padding: 2px;">G</td> <td style="background-color: black; color: white; padding: 2px;">H</td> </tr> <tr> <td style="border: 1px solid black; width: 30px; height: 20px;"></td> <td style="border: 1px solid black; width: 30px; height: 20px;"></td> <td style="border: 1px solid black; width: 30px; height: 20px;"></td> <td style="border: 1px solid black; width: 30px; height: 20px;"></td> <td style="border: 1px solid black; width: 30px; height: 20px;"></td> <td style="border: 1px solid black; width: 30px; height: 20px;"></td> <td style="border: 1px solid black; width: 30px; height: 20px;"></td> <td style="border: 1px solid black; width: 30px; height: 20px;"></td> </tr> </table>	A	B	C	D	E	F	G	H								
A	B	C	D	E	F	G	H											



Station



Spiegeln im Gitternetz

Spiegele das Bild an der gekennzeichneten Achse. Anschließend kannst du dein Bild farbig ausmalen.

