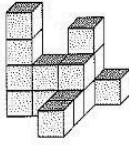


Station ★

Erstellen von Bauplänen

Welcher Bauplan passt? Kreuze an! Die Kennbuchstaben ergeben ein Lösungswort.

A  **L**


4	2	3	1
	2		
	1		
	1		

T

		3	1
4	2	2	
		1	
		1	

B

		3	1
4	2	2	
		1	
		1	

B  **U**

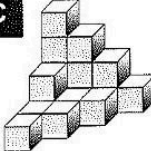
3	3
2	2
2	2
1	1

K

3	3
2	2
2	2
1	1

N

2	2
3	2
2	2
1	1

C  **R**


4	3	3	1
3	2	2	
1	1		
1			

D

4	2	3	1
2	1	2	
1	1		

K

4	3	2	1
2	1	1	
1	1		
1			

D  **L**

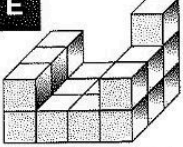
3	2
3	2
1	1
1	1

A

3	
3	1
1	2
1	3

N

3	1
3	1
1	2
3	3

E  **O**

2	1	1	2
2	1	1	2
2	1	1	1

S

2	1	3	1
1	2	2	2
2	1	1	2

N

2	1	1	3
2	1	1	2
2	1	1	2


Lösungswort:

A	B	C	D	E


Station !

Geometrische Körper


Kreuze den Namen des abgebildeten Körpers an. Aus den Kennbuchstaben der richtigen Lösungen ergibt sich ein Lösungswort.

A 

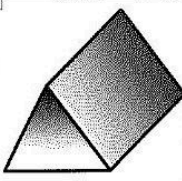
V Würfel
H Kegel
B Kugel

B 

G Quader
U Kugel
L Pyramide

C 

C Würfel
Z Zylinder
L Quader

D 

K Prisma
D Würfelnetz
A Pyramide

Lösungswort:

A	B	C	D

