



Steps to describe a picture:


 Use the
Simple Present

1. Give an overview of the picture!

In the picture I can see...
The picture shows...


 Simple Present:

he/she/it -
das **S** muss
mit!

 Use the
Simple Present


2. Talk about where things are!

In the foreground you can see...
In the middle there are...


 Use the
Present
Progressive

3. Add details! Who is doing what?

Two people are wearing...
The sun is shining...

 Present Progressive:

subject +
is/are +
ING-form of
the verb

 Use the
Simple Present

4. Speculate about the context!

The picture makes me think of...
I (don't) like the picture because...

Phrases to describe a picture:

in the top left corner	at the top	in the top right corner
in the foreground		
on the left side	in the middle/ center	on the right side
in the background		
in the bottom left corner	at the bottom	in the bottom right corner

