



## Steps to describe a picture:


 Use the  
Simple Present

### 1. Give an overview of the picture!

*In the picture I can see...*  
*The picture shows...*


 Simple Present:

he/she/it -  
das **S** muss  
mit!

 Use the  
Simple Present


### 2. Talk about where things are!

*In the foreground you can see...*  
*In the middle there are...*


 Use the  
Present  
Progressive

### 3. Add details! Who is doing what?

*Two people are wearing...*  
*The sun is shining...*

 Present Progressive:

subject +  
is/are +  
**ING-form** of  
the verb

 Use the  
Simple Present

### 4. Speculate about the context!

*The picture makes me think of...*  
*I (don't) like the picture because...*

## Phrases to describe a picture:

<b>in</b> the top left corner	<b>at</b> the top	<b>in</b> the top right corner
<b>in</b> the foreground		
<b>on</b> the left side	<b>in</b> the middle/ center	<b>on</b> the right side
<b>in</b> the background		
<b>in</b> the bottom left corner	<b>at</b> the bottom	<b>in</b> the bottom right corner

