


## Holzeckverbindung: offenes Dübeln

 Fülle beim Lehrervortrag die entsprechenden Arbeitsschritte schriftlich aus.

① Was muss ich tun?


---

---

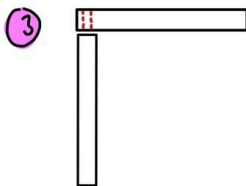
---



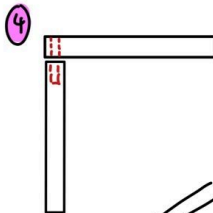
①



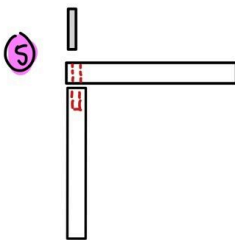
②



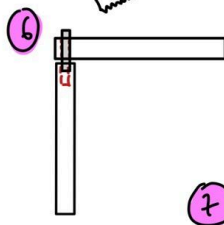
③



④



⑤



⑥

⑦

② Arbeitsschritt:

---

---

---

③ Denke daran:

---

---

---

④ Beachte, dass

---

---

---

⑤ Arbeitsschritte

---

---

---

⑥ Schritte 6 und 7:

---

---

### Holzeckverbindung: verdecktes Dübeln

② Beachte:

---



---




---



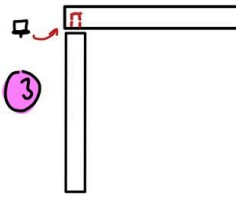
---



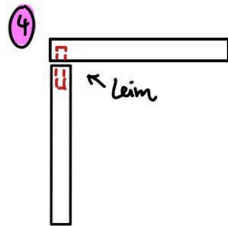
①



②



③



④

③ So geht das:

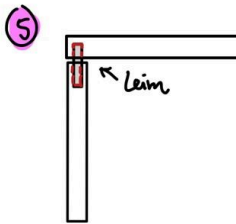
---



---



---



⑤

⑥

④ Bei Schritt 4 + 5 beachte ich, dass

---



---



---

**Arbeite genau und sorgfältig. Behandle den Werkstoff und das Werkzeug mit Respekt.**

⑥ Zu guter Letzt..




---



---



---