

English Year 7

Unit 1

Speak about yourself

Hi, my name is ...
I'm from ... (country).
I live in ... (city).
I'm ... years old.
My birthday is on the ...
My favourite subject is ... because ...
My hobbies are ... and ...
I don't like ... because ...
My favourite food is ...
My favourite drink is ...
My favourite day of the week is ... because ...
I like ... (films).
I (don't) like English because ...



MY SUMMER HOLIDAYS

Use the
simple
past!

Where were
you?

How long were
you there?

Who was
with you?

Where did
you stay?

How was the
place?

What did you
do?

What was your
favourite activity
and why?

How was the
weather?

What did you
eat and drink?

How did you
feel?

What funny thing
happened?

What bad thing
happened?



①

BRITANNIA (ROMAN BRITAIN)

The Romans under Emperor [] con-querred Britain in the year []. They landed with [] troops and defeated the Britons.

Building

The Romans built [] and also [], Many of the moder roads still follow them.

The biggest structure the Romans built was []. It was [] miles long and up to [] metres high.

Also the Romans founded a lot of [] for example [] (which they called Londinium).

New things

The Romans brought a lot of new things to Britain:

- f []
- a new l [] □
- new ways of farming
- new medicines



Things didn't change much for the []. They worked hard on the fields of Britain.

When Romans left

Romans left Britain in []

ROMAN BRITAIN

Speak with a partner about facts about Roman Britain.



English in Year 6

50% of your grade:

Class test (written exam + speaking or presentation)

50% of your grade:

- Language tests
- Speaking
- Things you do in the lesson

TESTS

When?	What?
13/09/2022 AD	Language test 1 (p.177)
20/09/2022 AD	Language test 2 (p.178)
26/09/2022 AD	Hand in text for presentation
27/09/2022 AD	Language test 3 (p.179)
04/10/2022 AD	Language test 4 (p.180)
06/10/2022 AD	Class test 1 (incl. vocabulary p.177-180)
10+11+13/10/2022 AD	Presentations
11/10/2022 AD	Language test 5 (p.181)

GIVING DIRECTIONS



Turn right!

Go straight on!

Turn left!

Walk past the...!

At the mall

Scan the following website:



Task 1

You enter the mall at T.J. Maxx at 10:30 am.

Find the shop your friend (person A) wants to go.

B (you): Is it near the entrance?

A: Yes, it is.

Just go straight on and then turn right into the long corridor.

Go straight on. Walk past Maurices and Journeys. It's the store at the corner.

B: Okay, so the name of the store is

A: Correct. Is it open?

B: The opening times are So we
..... go inside.

Task 2

Describe the following ways:

- Go from the entrance near the Freeman play area to store 326 (Relax Magic).
- Go from the entrance at ULTA to Tilt.
- From there (Tilt) find the next toilets.

Task 3

Where can you buy the following things? Complete the list.

What to do	Where (name + location)	Opening times
buy pretzels		
get your nails done		
buy costumes for Halloween		
eat Japanese food		
eat burgers		

Task 4

Look at the map again.

- Where can you find the manager?
- When you need money, you go to an Automated teller machine. How many are

TIPS FOR SPEAKING ABOUT A WORD FIELD

Hauptziel:

mit dem Partner über das gezogene Thema sprechen; keine Monologe halten

Daher:

- **Ja/Nein-Fragen** stellen (Do you play football?), besser noch **offene Fragen** stellen (mit Fragewort: How often do you play football?)
- eine Aussage des Partners anfordern (And you?, What about you?)

Tipps für einen selbst:

- **ausführlich** antworten (mindestens zwei Sätze pro Antwort)

THE SIMPLE PRESENT

Positive sentences (Statements)

- infinitive
- he/she/it: infinitive + s

I play football.

She plays football.

Adverb of frequency before the verb:

I often play football.

Negative sentences (Negations)

- don't + infinitive
- he/she/it: doesn't + infinitive

I don't play football.

He doesn't play football.

Questions

- be: am/is/are + person
- not be: do + person + infinitive
- not be + he/she/it: does + person + inf.

Are you happy?

Do you drink milk?

Does he drink milk?

THE SIMPLE PRESENT

Task 1

Make statements with the correct form of be.

1. Peter a cool boy.
2. The children late.
3. I from Dresden.
4. Sarah and Jenny at home.
5. She 13.
6. We in the garden.
7. The horses behind the farm house.
8. The mice grey.
9. My cat in bed.
10. The butter old.

Task 2

Make statements with the correct form of the verb.

1. My parents (work) hard.
2. The mall (be) new.
3. The food at the steak house (be) always nice.
4. Your partner (write) good texts.
5. My sisters (live) in Hamburg.
6. The baby (sleep) long.
7. Grandmother (make) dinner every day.
8. The restaurant (be) open today.
9. We (check) in at the airport.
10. The train (arrive) late.

Task 3

Write down the sentence into your folder. Use an adverb of frequency.

Example: Jimmy / fries / to eat / always

→ Jimmy always eats fries.

1. sometimes / to paint / I / my room
2. tennis / never / at the weekend / you / to play
3. to go / my brother / to the gym / often
4. never / to be / on time / Tina
5. a lot / we / at the weekend / usually / to drink

Task 4

Make questions with do or does.

1. she help in the house?
2. you go to Canada in the summer?
3. the kids paint pictures?
4. Tom play in a football club?
5. Ms Miller work as a teacher?
6. your brother come from Denmark?
7. your brothers live down the street?
8. we go to the mall today?
9. the cat sleep under the tree?
10. the mouse live in the cellar?

Task 5

Write questions into your folder.

Example: (watch) ... you ... Netflix every night?

→ Do you watch Netflix every night?

1. (work) ... Lara ... at the post office?
2. (learn) ... the students ... for the test?
3. (go) ... your dad ... to the shoe shop?
4. (buy) ... we ... new trainers?
5. (go) ... they ... to the cinema?
6. (write) ... Tom ... all the emails?
7. (find) ... you ... the street?
8. (like) ... your sisters ... meat?
9. (buy) ... Sandra ... some milk at the corner shop?
10. (walk) ... we ... past the supermarket?

Task 6 (👤)

Make the correct questions. Look at the answer. Write into your folder.

Example: ...? – I like pizza.

→ What do you like?

- 1.

MEETING THE QUEEN



Person A = the Queen

Person B = student from Germany

Think of 10 questions in simple present you can ask the Queen.

Write your questions into your folder.

Then ask questions. Swap roles with your partner after five questions.

B: Do you like water skiing?

A: Yes, I do. / No, I don't.

HANNAH AND TOM

1. What are bad things about Hannah's hometown?
2. What industry was in Manchester?
3. Give the job Hannah's mum has.
4. What is the best thing about Manchester for Hannah?
5. Where does Tom live?
6. Who are Bert and Daisy?
7. What is a bad thing about Tom's village?

Make a sentence with the verb in simple past.

open

go

be

eat

want

walk

clean

tell

have

say

find

take

grow

see

make

come

jump

play

wash

THE AMAZING LIFE OF QUEEN ELIZABETH II

Watch the video.

Fill in the words in simple past.



1. The Princess (be) 13 years old when World War 2 (break) out.
2. Most of the time during the war, Elizabeth and her sister Princess Margret, (be) at Windsor Castle.
3. In 1940 Elizabeth (make) a speech on the radio.
4. Later during the war she (learn) to become a mechanic.
5. At the end of the war in 1945 Elizabeth (celebrate) with other people.
6. After the war she (marry) Prince Philip.
7. One year later she (become) a mother for the first time, with her son Prince Charles.
8. In 1952 King George (her father) (die) and she (become) the new Queen of Great Britain.
9. In 1957 the Queen (start) the tradition to present her Christmas speech on TV rather than on radio.
10. The Queen (visit) a lot of countries for the first time, for example China.
11. In 1976 the Queen (be) the first monarch to send an e-mail.
12. In 2002 the Queen (become) the first monarch since Queen Victoria to celebrate her Golden Throne Jubilee.
13. In 2015 the Queen (surpass) Queen Victoria as the longest-reigning monarch.
14. The year 2022 (see) the Queen's Platinum Jubilee (70 years on the throne).

HISTORY PRESENTATIONS

2 students do research and give a presentation about their topic.

Topic	Speaker
Edinburgh Castle	castle in Scotland
Charles Dickens	famous writer
Giant's Causeway	legend about a giant
Jack the Ripper	serial killer
Jane Austen	famous writer
King Arthur	mythical king
Oxford & Cambridge	university cities
Princess Diana	wife of Prince Charles
Queen Elizabeth II	longest-reigning queen
Queen Victoria	queen in the 19 th cent.
Robin Hood	legend
St George and the dragon	Why a dragon is on the flag of Wales
Stonehenge	
Tea time	the tea ceremony
the Loch Ness monster	Nessie
Titanic	famous ship
Vikings in Britain	
William Shakespeare	famous playwright
William the Conqueror	first Norman king

Criteria for presentation

- 4-6 minutes long = each person speaks **2-3 minutes**
- include the **work process**
- include a **short summary** at the end of your presentation with facts the class must remember
- make **easy sentences** with words we had in lesson so that the class can understand you
- use the **simple past** mostly
- show **media** during your presentation (pictures and important vocabulary you will use)
- write down the text you want to say, hand it in to Mr Cornelissen and he will correct mistakes; then learn your text
- for your presentation you can have up to **14 key words** (with 3 words each)
- the presentation counts **30%** for our class test grade

THE STINKING GLORY OF BRITAIN

Watch the video Surviving a day in the Victorian era.

Write the answers to your questions into your folder in **Exercises**.


1. What jobs did you have to do in the dust yard? Describe two of them.
2. How much money did the people earn for the work in the morning?
3. What could you buy for 4 pennies in the 1840s?
4. What did the man with the street food offer?
5. What were problems when you had to siphon (sieben) the dust for hours?
6. They paid women two thirds of the wage of a man even if they did the same work. What do you think about that?
7. Describe the house where the workers stayed. What about sleeping, cooking and the toilets?
8. What was the job of a "knocker-upper" and how much did he get paid for it? What did he need for the job?
9. In the video they discuss keeping the button they found on the dust yard. Would you do it?
10. What did they have to collect after the pub?
11. How does a breakfast looked like?

Extra question (not in the video):

What can you say about how long people lived in Victorian age?



poor



working as scavengers



knocker-upper



LIVING IN VICTORIAN TIMES

A DEADLY SILENCE

Work with a partner.

Task 1

Find a heading for each section of the story.

1. Meet Jonas Fox – and Billy!
- 2.

Task 2

Do task 6 on page 23.

At the end you have a text of 100 words or more.

Task 3

Write the story from Billy's point of view.

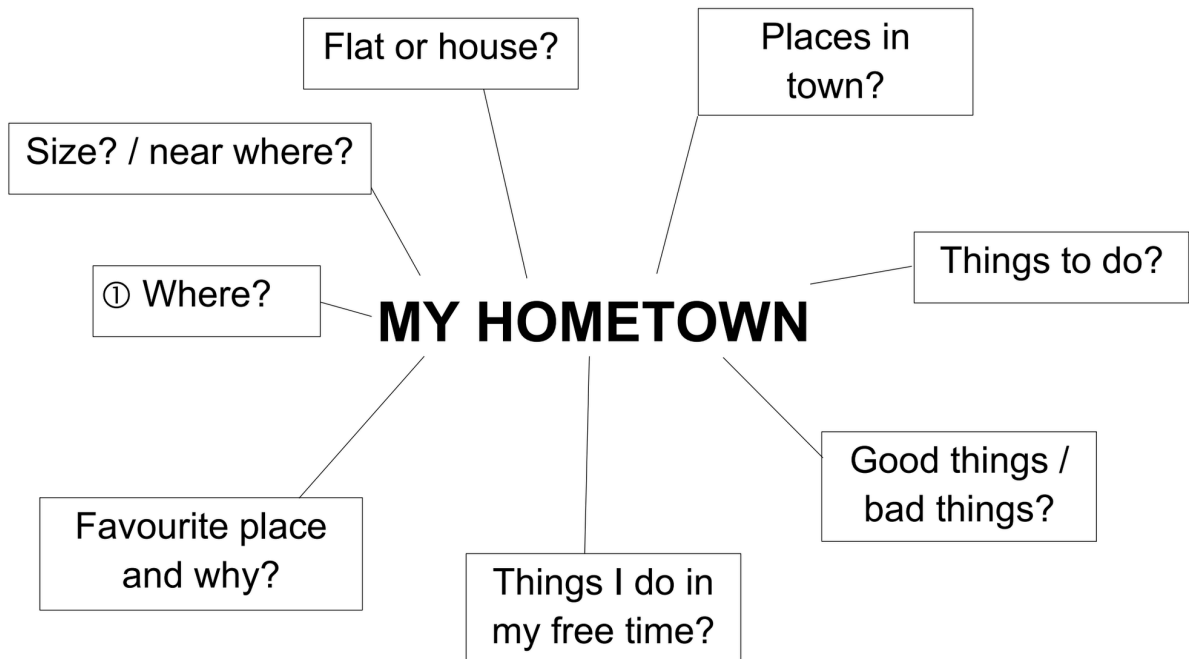
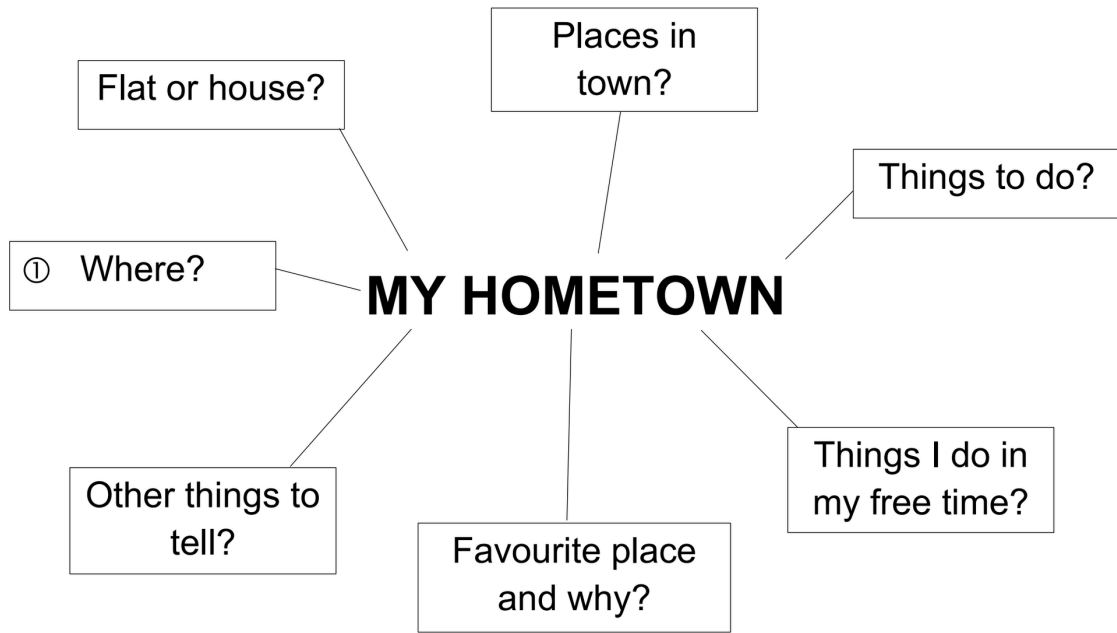
Look at task 7b) on page 23.


IRREGULAR VERBS (SORTED)

alle 3 Formen gleich	2.+3. Form gleich
<ul style="list-style-type: none"> • put – put – put – setzen, stellen, legen • let – let – let – lassen • set – set – set – den Wecker stellen • read – read – read – lesen • cut – cut – cut – schneiden • hit – hit – hit – schlagen • cost – cost – cost – kosten • broadcast – broadcast – broadcast – senden • hurt – hurt – hurt – verletzen • shut – shut – shut – schließen 	<ul style="list-style-type: none"> • have/has – had – had – haben • say – said – said – sagen • make – made – made – machen • get – got – got – bekommen • find – found – found – finden • think – thought – thought – denken • tell – told – told – erzählen • leave – left – left – verlassen • feel – felt – felt – fühlen • bring – brought – brought – bringen • keep – kept – kept – (be)halten • hold – held – held – halten • stand – stood – stood – stehen • hear – heard – heard – hören • mean – meant – meant – meinen, bedeuten • meet – met – met – treffen, kennen lernen • pay – paid – paid – bezahlen • sit – sat – sat – sitzen • lead – led – led – führen • lose – lost – lost – verlieren • send – sent – sent – schicken • build – built – built – bauen • understand – understood – understood – verstehen • spend – spent – spent – ausgeben, verbringen • buy – bought – bought – kaufen • catch – caught – caught – fangen • win – won – won – gewinnen • sell – sold – sold – verkaufen • fight – fought – fought – kämpfen • teach – taught – taught – unterrichten • hang – hung – hung – hängen • feed – fed – fed – füttern • shoot – shot – shot – schießen • sleep – slept – slept – schlafen • dream – dreamt – dreamt – träumen


i-a-u Verben	alle Formen unterschiedlich
<ul style="list-style-type: none"> • begin – began – begun – beginnen • sing – sang – sung – singen • drink – drank – drunk – trinken • swim – swam – swum – schwimmen • ring – rang – rung – anrufen, klingeln • sink – sank – sunk – sinken, untergehen 	<ul style="list-style-type: none"> • be – was/were – been – sein • go – went – gone – gehen • take – took – taken – nehmen, dauern • come – came – come – kommen • see – saw – seen – sehen • know – knew – known – wissen, kennen • give – gave – given – geben • become – became – become – werden • show – showed – shown – zeigen • write – wrote – written – schreiben • run – ran – run – rennen • speak – spoke – spoken – sprechen • lie – lay – lain – liegen • grow – grew – grown – wachsen • fall – fell – fallen – fallen • draw – drew – drawn – zeichnen • break – broke – broken – brechen • rise – rose – risen – aufstehen, aufgehen • drive – drove – driven – fahren • wear – wore – worn – tragen • choose – chose – chosen – wählen • throw – threw – thrown – werfen • forget – forgot – forgotten – vergessen • eat – ate – eaten – essen • shake – shook – shaken – schütteln • ride – rode – ridden – Rad fahren, reiten • fly – flew – flown – fliegen • hide – hid – hidden – verstecken • blow – blew – blown – blasen, wehen • freeze – froze – frozen – gefrieren • wake – woke – woken – aufwachen
1.+2. Form gleich	
<ul style="list-style-type: none"> • beat – beat – beaten – schlagen 	

Innerhalb jedes Kästchens sind die Verben zusätzlich nach ihrer Häufigkeit in der englischen Sprache sortiert. Also je weiter oben das Verb steht, desto häufiger ist es und desto wichtiger ist es, dessen Formen zu können.






FREE TIME ACTIVITIES





GREENWICH





MY DAY

At home

At school

At the weekend

favourite place