







Use these 3 steps for a lively peer discussion

1.  **listen** closely to the other person
2.  **repeat** and summarize the key message
3.  **complete** the statement **or contradict** it




In my opinion... *because...*



So in your opinion... *because...*
I couldn't agree more.
I'd also like to say...

or

So in your opinion... *because...*
I don't agree with you.
On the contrary, I would...



So you're saying *that ...*
That's an interesting idea.
I would like to add...

or

So you're saying *that ...*
I have to disagree with you.
My idea would be that...

**helpful phrases****ADDING**

additionally
also
another
as well as
besides
in addition
furthermore
more importantly
moreover
on top of that

CONTRASTING

alternatively
although
another view
but
by contrast
conversely
however
nevertheless
on the other hand
otherwise

COMPARING

as with
equally
in the same way
like
likewise
similarly

EMPHASISING

above all
especially
importantly
indeed
in particular
significantly

EXEMPLARY

as shown by
for example
such as
to be specific

SUMMARISING

finally
in conclusion
in the end
overall

Now it's your turn

You have about **5 minutes**.
Start when you are ready.

TIME TO RELAX

Imagine your friend is working very hard six days a week.

He or she wants to find an activity to relax.

Talk to your partner about different activities your friend could do.

Try to agree about the most relaxing activity for your friend.




Bild nicht gefun-
den oder
fehlerhaft

Now it's your turn



You have about **5 minutes**.
Start when you are ready.

SCHOOL'S OUT

Imagine you are planning a school's out overnight stay.

Talk to your partner about the different possibilities where the party could take place.

Try to agree on the most suitable location.



Now it's your turn

You have about **5 minutes**.
Start when you are ready.

WELCOME-FOLDER

Imagine you are planning a welcome-folder for new students.

Talk to your partner about what a student starting at our school should know.

Discuss about the layout and which of you will do what.

Try to find the most important topics.

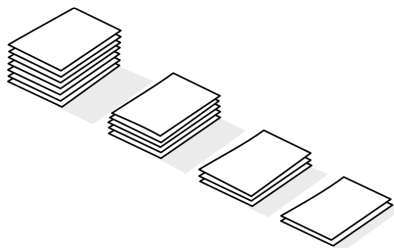


Now it's your turn

You have about **5 minutes**.
Start when you are ready.

GREEN SCHOOL

Imagine our school is planning to become a greener school. Besides the possibilities to act environmentally friendly, talk to your partner about ideas for combining school and virtual learning. Agree on something that you want to suggest to the headmistress.



Now it's your turn

You have about **5 minutes**.
Start when you are ready.

BODYSHAPE

Imagine your friend wants to get physically fit.

Think about why your friend has this wish.

Talk to your partner about things that are good or bad for the body.

Come to an agreement on what you would recommend.

Bild nicht gefunden oder fehlerhaft





Now it's your turn

You have about **5 minutes**.
Start when you are ready.

TRAVELLING

Imagine you have the task to travel for two weeks during the project "My Challenge" and everyone is only allowed to take 300,- € from home. Talk to your partner about different destinations and ways to travel. Agree on what you are going to do.



Now it's your turn

You have about **5 minutes**.
Start when you are ready.

FUTURE PLANS

Imagine your friend wants to get married at 18 and have children.

Talk to your partner about what it would be like to be parents at that age.

What effect would this have on your life?

Try to agree on what advice you want to give your friend.




Bild nicht gefunden
oder
fehlerhaft

Now it's your turn

You have about **5 minutes**.
Start when you are ready.

BODY MODIFICATIONS

Imagine your friend wants to have his or her body artificially changed.

Talk to your partner about different kinds of body modifications.

What effect would this have on someones life?

Try to agree on what advice you want to give your friend.

